

Creative February / Fuadar Feabhra



Scoileanna Ildánacha  Creative Schools



Clár Eire Ildánach
Creative Ireland
Programme



Rialtas na hÉireann
Government of Ireland

Creative February Fuadar Feabhra

Make Your Mark

Creative February is a celebration of creativity in schools all across Ireland. This month is an opportunity to make your mark and connect with your creativity.

You can take part both locally and nationally in a variety of ways – why not start with the Top Ten Make Your Mark suggestions, and feel free to get creative! If you have already created material that could be shown during Creative February, great! Perhaps you could revisit it, spruce it up and show it off.

Participation in this national celebration is open to all schools and settings. You are warmly invited to join in.

How to use this poster

Artist Jeannine Storan has designed this poster for you to plan and express how you might Make Your Mark this Creative February. Using your favourite creative methods– from collage, to paint, to photography – it's up to you how you use the poster. Why not try something new?

We would love to see how you and your school have participated in Creative February. Feel free to send us photos at creativeschools@artscouncil.ie and share on social media with #CreativeFebruary.

#CreativeFebruary



For more ways
to get involved in
Creative February,
scan this code.



Creative February Fuadar Feabhra

Make Your Mark

Tá Fuadar Feabhra buailte linn! Déanaigí ceiliúradh ar an gcruthaitheacht i do scoil. Is deis í an mhí seo do lorg a fhágáil agus ceangal a chothú le do chuid cruthaitheachta féin.

Is féidir leat páirt a ghlacadh go háitiúil agus go náisiúnta araon ar bhealaí éagsúla – cén fáth nach dtosófá leis an Deich Moladh is Fearr le do Lorg a Fhágáil, agus ná bíodh leisce ort a bheith cruthaitheach! Má tá ábhar cruthaithe agaibh cheana a d'fhéadfaí a thaispeáint le linn Fuadar Feabhra, tá sé sin iontach! B'fhéidir go bhféadfadh sibh féachaint air arís, snas a chur air nó é a thaispeáint.

Tá rannpháirtíocht sa cheiliúradh náisiúnta seo oscailte do gach scoil agus suíomh. Cuirtear fáilte mhór romhaibh chun páirt a ghlacadh ann.

Úsáid an póstaer seo

Dhear an t-ealaíontóir Jeannine Storan an póstaer seo duit chun an chaoi a bhféadfá do Lorg a Fhágáil an Fuadar Feabhra seo a phleanáil agus a léiriú. Bain úsáid as na modhanna cruthaitheacha is ansa leat – ó cholláis, go péint, go fótagrafaíocht – fút féin atá sé cén chaoi a n-úsáidfídh tú an póstaer. Cén fáth nach mbainfeá triail as rud nua?

Seol pictiúir chugainn ag creativeschools@arts council.ie agus comhroinn ar na meáin shóisialta iad le [#creativefebruary](https://twitter.com/creativefebruary). Ba mhór againn fáil amach cén chaoi ar ghlac tú féin agus do scoil páirt i bhFeabhra Chruthaitheach.

#CreativeFebruary

Scoileanna
Ildánacha

Creative
Schools



Clár Éire Ildánach
Creative Ireland
Programme



Rialtas na hÉireann
Government of Ireland



Le haghaidh tuilleadh
bealaí chun páirt a
ghlacadh i bhFeabhra
chruthaitheach, scan
an cód seo.



Creative February / Fuadar Feabhra

Top Ten

- 1** Visit your local Arts or Heritage Centre
- 2** Join a Movement-Global Play Day on February 5th or Drop Everything and Read any day
- 3** Invite an artist to visit your school
- 4** Go for a walk and snap a space you haven't seen before or make a mini-movie
- 5** Try Drop Everything and Draw
- 6** Share your favourite songs and dance together. Why not try an Intercom Takeover?
- 7** Choose a theme for a dress-up day
- 8** Organise a "Treat Day" and share your favourite foods from all over the world
- 9** Read a story....write a story...share a story
- 10** Let the young people suggest a creative activity and do it!

Scoileanna
Ildánacha Creative
Schools



Clár Fíre Ildánach
Creative Ireland
Programme



Riadas na hÉireann
Government of Ireland

Creative February / Fuadar Feabhra

Na Deich Moladh is Fearr

- 1** Tabhair cuairt ar Ionad Ealaíon nó Oidhreacht i do cheantar áitiúil
- 2** Bí páirteach i nGluaiseacht – bíonn Lá Domhanda an tSúgartha ar siúl ar an 5 Feabhra nó tabhair faoi Lig Uait Gach Rud agus Léigh lá ar bith
- 3** Tabhair cuireadh d'ealaíontóir teacht chuig do scoil
- 4** Téigh ar shiúlóid agus glac pictiúr de spás nach bhfaca tú riamh – nó déan mionscannán air
- 5** Bain triail as Lig Uait Gach Rud agus Tarraing
- 6** Roinn na hamhráin is ansa leat agus bígí ag damhsa lena chéile. Cén fáth nach nglacfa seilbh ar an idirchum?
- 7** Roghnaigh téama le haghaidh lá gléasta suas
- 8** Léigh scéal....scríobh scéal...roinn scéal
- 9** Eagraigh "Lá Pléisiúir" agus roinn an bia is fearr leat ó áiteanna ar fud an domhain
- 10** Lig do na daoine óga gníomhaíocht chruthaitheach a mholadh agus tabhair fúithi!

Scoileanna
Ildánacha Creative
Schools



Clár Fíre Ildánach
Creative Ireland
Programme



Riadas na hÉireann
Government of Ireland

Primary School In Class Webinars

Brigid's Day Event

Join author Caroline Busher to explore the life of St. Brigid and learn more about the legend of Brigid's cloak and the significance of Brigid's cross.

31 January 2025, 10am to 11am

[Book your place](#)

Make Your Mark

Join artist and Creative Associate Laura Ní Fhlaibhín for an online workshop to explore all that drawing can be.

6 February 2025, 10am to 11am

[Book your place](#)

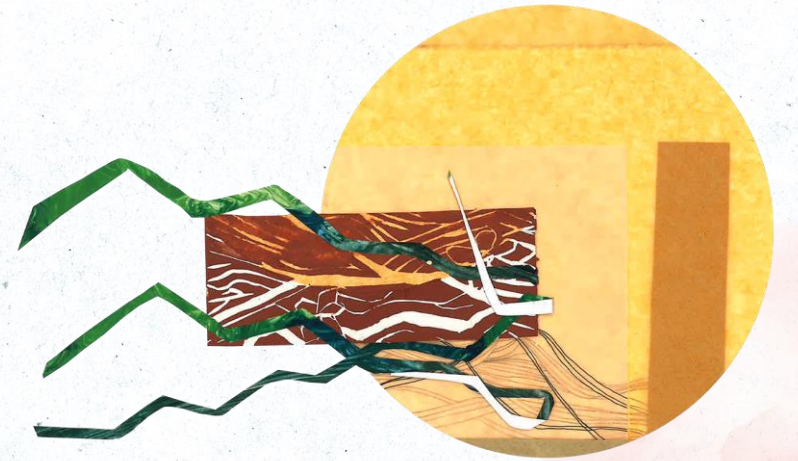
Origami Hearts

Join artist and Creative Associate Maev O' Shea as students are guided through the creation

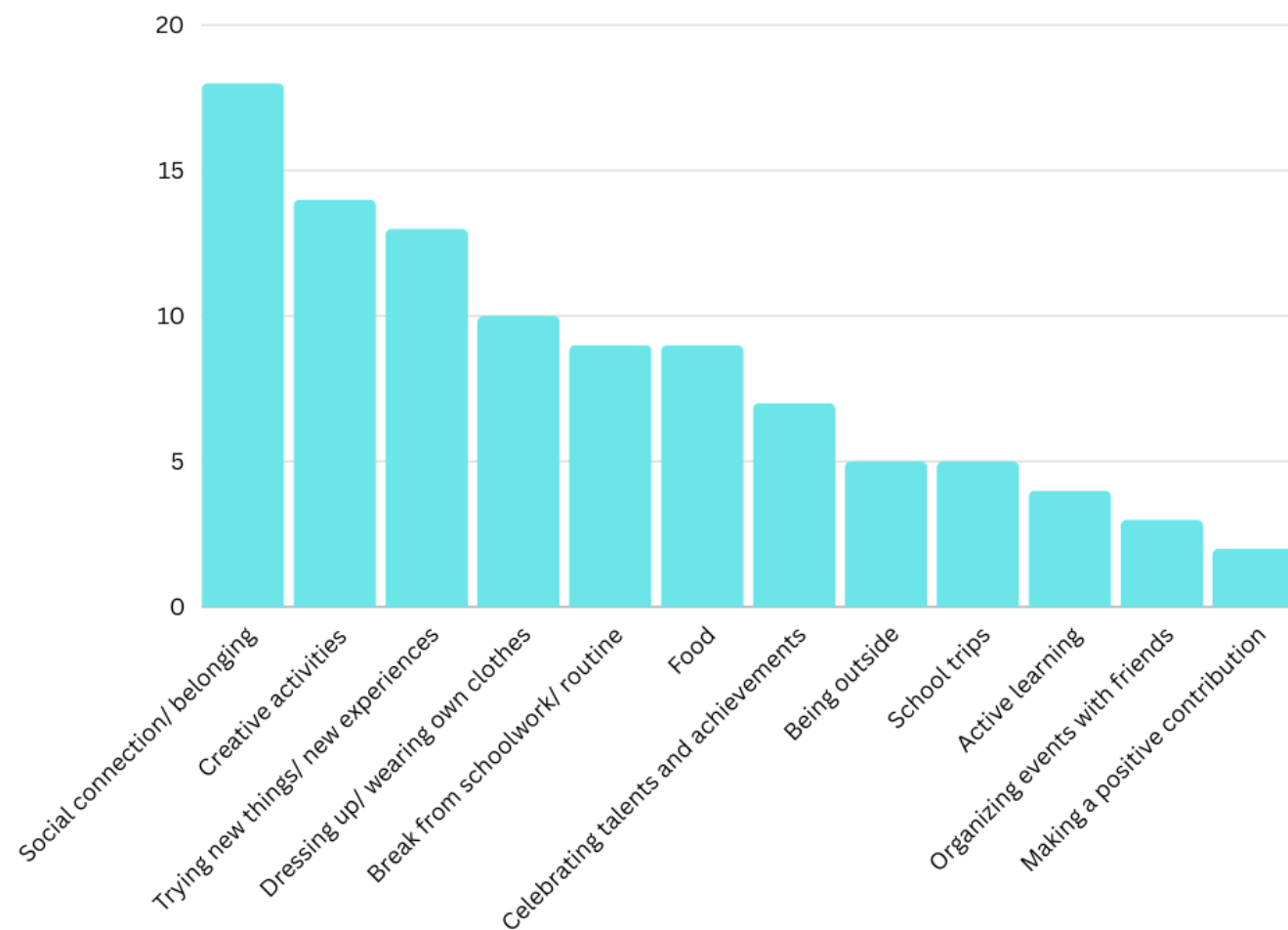


Post Primary Podcasting Callout

We want to hear from students about how they will Make Their Mark for Creative February. We are inviting post primary students to submit a podcast of 4-5 minutes on the topic How Will You Make Your Mark? Resources and details on submission will be on our Creative February page and Arts Council Social Media next week.



What young people like about school celebration events



**Creative Schools/Scoileanna Ildánacha 2025 opens for applications on 25th February with a deadline of 8th May 2025. Before applying, you must register your school/education centre as an “Organisation” through online services. Registration can take up to 5 business days to process, so please register as soon as possible. Email creativeschools@artscouncil.ie for further information.
[Register here](#)**



#creativefebruary

creativeschools@artscouncil.ie



Creative Classroom Ideas

Drop Everything and ...

...sing, act, play, read out loud (take turns!)

Helps if you have previously worked on a song together or a play or have read a novel together.

Class discussions on Creativity

Moderated by either the teacher or a local artist. Lead off with open questions like;

- *What is Art?*
- *What is Creativity?*
- *Are you Creative?*
- *Is Creativity important?*

Use Concept Mapping to record their views and opinions.

Creative Classroom Ideas



Concept Mapping

Collaborative Concept Mapping is a great way for students to step away from their individual perspectives. Groups can do this to review previous work, or it can help them map ideas for projects and assignments. You can cover classroom walls with sticky notes and chart paper or photos. Like an incident room in a police station.

Count to 10/20/30

Students count up to 10 Or 20 or 30, one at a time with eyes closed. If two or more speak at the same time – they have to start again.

Quescussion

A standard class discussion but only questions are allowed (students call "Statement!" if someone slips up). Topics could be climate change, homework, politics etc.

Creative Classroom Ideas



Think-Pair-Share (TPD)

Teacher poses a question (e.g. Is Art necessary?), students first THINK to themselves prior to being instructed to discuss their response with a person sitting near them (PAIR). Finally, the groups SHARE out what they discussed with their partner to the entire class and discussion continues.

Think-Pair-RePair

In this twist on think-pair-share, pose an open-ended question to your class and ask students to come up with their best answer. Next, pair students up and get them to agree on a response. Get two pairs together, and the foursome needs to do the same thing. Continue until half the group goes head-to-head with the other half.

Creative Classroom Ideas

LEGO

Get as much Lego (or Duplo) as you can, from charity shops, parents etc. Preferably generic Lego and not a box that makes a specific thing like a spaceship. Put the class in groups, get them to respond to a theme of your choosing by creating a Lego Sculpture. When finished each group tours the other groups work, then place all the works on table/pedestals in the corridor for the whole school to enjoy. Place the group's written descriptions on cards alongside their sculpture if they want to, but it's not necessary!



Things To Do

Field Trips

Take the class on a field trip to a gallery or museum or even a local landmark. Ask them to take notes on how they feel about what they see. When back in the classroom ask them to recreate what they saw but with improvements. Can be drawn, written or even sung.

Invent a New Game

Class split into three or four groups. Each group must invent a new game that can be played in the classroom. They must work out the rules, rewards and penalties of forfeits. How does one win? They then teach the game to each other and get them to play it.

Materials: balls, paper, markers, string, chalk (if outside), bats, netting etc.

Things To Do

Build a tower from scratch

In groups, students must look for anything they can find to build a tower from scratch. They will have 10 minutes to build the tallest tower possible. The group with the tallest, most stable tower wins!

Materials: Blocks, cards, pencils, empty boxes, and anything that students can use to build the tower.

Blind artist activity (can be related to class concepts or be random)

Pair students & place them in a position back-to-back. One will hold a picture & describe what the picture is, whereas the other student will have to draw an image according to the description. The picture and description can be related to a class concept to be used as a study tool or be completely random and just be used as a fun way for students to express their artistic side.

Materials: Paper, pencil, paint, markers, etc.



Things To Do

Create an advertisement

With a group, students will create an advertisement for a product or service idea that they have been working on or build off an existing brand! It could be anything from a TV advert, to a newspaper ad, or a social media campaign.

Materials: Recording devices, editing devices, design platforms, computer.

Make a Documentary

Students will create a documentary about the school or local community using iPad/tablet/phone cameras. Assign roles and jobs to each student e.g. writers, camera operator, director, presenters etc.





Things To Do

Gallery

During Creative February have each class design a mural or a collage based on a given theme. Allocate a space within the school or the Community where you can hold an exhibition of the works. Invite parents, general public, local artists etc. to the exhibition. Perhaps ask a local well-known person to open the show!



Things To Do

Mask Making

Our emotions are not always easy to identify, acknowledge or accept because we might have a fixed idea regarding what a certain experience is or means. Mask-making can help free us from the mental and emotional clutter of self-judgment, allowing us to see what is at the heart of our perception – and whether or not that perception is accurate or serving us well. It's a superb activity for young people who may have difficulty interacting with others.

Premade plastic face mask forms can be found at local or on-line craft shops.

A dinner-size paper plate (a great children's option) or a brown paper grocery bag can also be used to make a mask by cutting out holes for the eyes and mouth.


Ideas to explore: Create your own Superhero, favourite animal, Space Alien...



Things To Do

Percussion

Percussion Workshops are always very popular in schools. From simple bells and drums to group glockenspiel to body percussion and movement. There are many practitioners who will design a course specifically for your class or even whole school.





Things To Do

Arts Festival

Many schools in the past have hosted Arts Weeks or an Arts Day during Creative February. This affords the students to show off the creative work they have been engaged in through; concerts, exhibitions, short sketches, readings etc. It's also a good opportunity to engage artists to deliver workshops or demonstrations of their art form. You can invite people from outside the school to view and engage with the work. It has now become an annual staple on many school's calendars.